




XMA - SXMA

N \varnothing 24 mm



VERSIONS



professional pumps

XMA - SXMA 1750 rpm N version

Pump type Type de pompe Pumptyp Tipo de bomba Tipo pompa	Code Code Kodex Codigo Codice	Output Débit Leistung Caudal Portata	Pressure Pressione Druck Presión Pressione	Power Puissance Leistung Potencia Potenza	RPM Tours/1' U.P.M. Rev./1' N° giri/1'	Weight Poids Gewicht Peso Peso
		l/min gpm	bar psi	hp kw		kg
XMA 3 G25 N	7916	11,4 3	170 2500	5 3,7	1750	6,5
XMA 3.5 G22 N	7918	13,2 3.5	150 2200	5 3,7	1750	6,5
XMA 3.5 G25 N	7920	13,2 3.5	170 2500	5.5 4	1750	6,5
XMA 4 G20 N	7922	15,1 4	140 2000	5.5 4	1750	6,5
SXMA 3 G30 N	21401	11,4 3	205 3000	5.5 4	1750	6,5
SXMA 3.5 G30 N	21406	13,2 3.5	205 3000	7 5,2	1750	6,5
SXMA 4 G30 N	21261	15,1 4	205 3000	7.5 5,5	1750	6,5

XMA 1750 rpm E version 5/8" - E version 1 1/8"

XMA 2 G10 E	20844	8 2.11	70 1000	1.5 1,1	1750	6,5
XMA 2 G15 E	20845	8 2.11	105 1500	2 1,5	1750	6,5
XMA 2 G22 E	20846	8 2.11	150 2200	3 2,2	1750	6,5
XMA 2.5 G18 E	20847	9,5 2.5	120 1800	3 2,2	1750	6,5
XMA 3 G18 E	20848	11,4 3	120 1800	4 3	1750	6,5
XMA 3 G25 E	7952	11,4 3	170 2500	5 3,7	1750	6,5
XMA 3.5 G22 E	7954	13,2 3.5	150 2200	5 3,7	1750	6,5
XMA 3.5 G25 E	7956	13,2 3.5	170 2500	5.5 4	1750	6,5
XMA 4 G20 E	7958	15,1 4	140 2000	5.5 4	1750	6,5

XMA - SXMA 1750 rpm J version + F22

XMA 3 G25 J+F22	7960	11,4 3	170 2500	5 3,7	1750	7
XMA 3.5 G22 J+F22	7962	13,2 3.5	150 2200	5 3,7	1750	7
XMA 3.5 G25 J+F22	7964	13,2 3.5	170 2500	5.5 4	1750	7
XMA 4 G20 J+F22	7966	15,1 4	140 2000	5.5 4	1750	7
SXMA 4 G30 J+F22	21262	15,1 4	205 3000	7,5 5,5	1750	7

Supplied standard with left hand shaft (SX). Right hand shaft (DX) available upon request.
Pompe fornite di serie con albero sinistro (SX). Su richiesta sono disponibili modelli con albero destro (DX).

NL version N version shaft \varnothing 24 mm, upon request available also the NL version 45 mm length
Albero maschio N version \varnothing 24 mm, disponibile a richiesta anche in lunghezza 45 mm NL version