



# 9 Series 925 · 945

 For professional usage

 Cold water



## Standard Equipment

**AR351**  
Gun 1/4"(M)M22x1,5  
(40771)



**Lance + w/head**  
925 (40713)



**Lance + w/head**  
945 (40958)



**Reinforced HP hose**  
10m, PN 210bar  
(1271960)



**RLW**



RLW Version

## Specifications

Model	Code	Technical Data							Logistical Data							
		Max Pressure		Flow Rate		Power (absorbed)			Outer Dimensions	Packaging	Quantity		Weight			
		bar	psi	lt/h	gph	kw	rpm	Hz	V	LxWxH (cm)	LxWxH (cm)	20 ft	40 ft	truck	kg	
<b>925</b>	<b>22322</b>	140	2050	540	142	2,6	1450	1~50	230	62x50x95	80,5x46x67	6	66	150	198	35
<b>945°</b>	<b>22324</b>	150	2200	900	238	6,6	1450	3~50	400		80,5x46x67	6	66	150	198	37
<b>925 RLW</b>	<b>22432</b>	140	2050	540	142	2,6	1450	1~50	230		80,5x46x67	6	66	150	198	38
<b>945° RLW</b>	<b>22434</b>	150	2200	900	238	6,6	1450	3~50	400		80,5x46x67	6	66	150	198	40

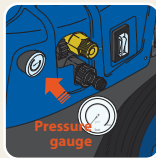
**Max inlet water temperature** 60°C 140°F IPX5-S1 °On request: 1450 rpm · 3~50 Hz · 230 V



User friendly handle



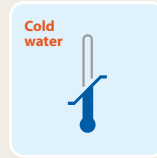
Adjustable detergent injector



Pressure gauge



Pressure adjustment



Cold water



Professional usage

# TSS<sup>®</sup> Total Stop SYSTEM

## Equipped with

- › A two wheels trolley mounted unit with detergent tank and handle
- › Triplex pump with ceramic plungers, connecting rod system
- › Brass pump head
- › Automatic by-pass valve
- › Pressure adjustment
- › Pressure gauge
- › Built-in detergent suction w/ adjustment
- › Single-phase induction electric motor with overload cutout (mod. 925)
- › Three-phase induction electric motor with overload cutout (mod. 945)
- › Power supply cord, length 5m
- › TSS remote control\* for total shut-down of high pressure cleaner
- › Water filter
- › Detergent tank capacity 10l
- › H.P. type hose gun and lance
- › Adjustable high/low pressure and fan/pencil jet spray head



Mod.925 (HPE)



Mod. 945 (HXM)

## Optional Accessories

### Scrubber Brush

Stubborn dirt removing brush kit (40511)



### X-Wash Brush Pro

Wash brush kit (40605)



### X-Roller Brush Pro

Roller brush kit (40606)



### X-Roller Brush Chem Pro

Roller brush chem kit (40607)



### X-Roller Brush Flex Head Pro

Roller Brush Flexible Head Pro kit (40608)



### Detergent chemicals

Car (40613) 24 units  
Motorbikes (40614) 24 units  
Boat (40615) 24 units  
Universal (40616) 24 units



### 16m Extension hose kit Pro

(40641)  
Fitting included in kit M22x1,5(M)-1/4"(M) (1122030)



### RLW

Hose reel kit (40646) Without HP hose (40681) W/15m HP hose



### Pipe Jet Pro 8m/16m

Pipe drain cleaning kit 8m (40109) · 16m (40110)



### DRS

Underbody lance kit 925 (40633) 945 (40636)



### Sandblast Pro

Sandblasting lance kit 925 (40628) 945 (40629)



### Rotopower Pro

Turbo nozzle lance 925 (40964) 945 (40965)



### Sand (5kg)

Calibrated and filtered sand (3207)



### Click Fast kit (ø 3/4")

Water inlet fitting w/quick coupling kit (40439)



### Suction water kit

(40822)\*



### Water filter kit

Inlet-outlet 3/4"G (F-M) 60 Mesh (40743) (40744)\*

